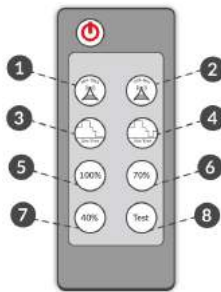


LED Solar Roadway Street Lights



Includes Smart Controller!


LED Solar includes a smart remote with multiple dimming and motion sensor settings. Once charged our LED Solar street light is completely plug & play with its easy to use remote.



Features

- No wires
- Die-cast aluminum with powder coat finish (light grey)
- TIR optic lens-TYPE III
- Beam Angle: 70° x 150° (Directional LED Panel) with 2 brackets for 1.5" and 2.5" poles
- Philips Lumileds Luxeon 5050
- Battery life: More than 2000 cycles (2000/365 days = 5.47 years) with overcharge and over-discharge protection
- Smart lighting controller & remote control to change settings included
- Battery charge time to full level: 7 hours
- Operation on full charge: 32 to 36 hours depending on fixture model.
- CRI: >70
- Operation Temp: 14° F to 122° F
- 50,000 hour rated life
- 5-year warranty

Available In 4 Mounting Options



Slipfitter



Round Pole Mount



Square Pole Mount



Wall Mount


LED Solar Roadway Street Lights - Commercial Grade Programmable

Quick Search Code: S20066




Product No	Description
SOLF-SF-17W-50K	17W 1600LM 5000K Slipfitter
SOLF-SF-36W-50K	36W 4000LM 5000K Slipfitter
SOLF-SF-54W-50K	54W 6000LM 5000K Slipfitter
SOLF-PMR-17W-50K	17W 1600LM 5000K Pole Mount Round
SOLF-PMR-36W-50K	36W 4000LM 5000K Pole Mount Round
SOLF-PMR-54W-50K	54W 6000LM 5000K Pole Mount Round
SOLF-PMS-17W-50K	17W 1600LM 5000K Pole Mount Square
SOLF-PMS-36W-50K	36W 4000LM 5000K Pole Mount Square
SOLF-PMS-54W-50K	54W 6000LM 5000K Pole Mount Square
SOLF-WM-17W-50K	17W 1600LM 5000K Wall mount
SOLF-WM-36W-50K	36W 4000LM 5000K Wall mount
SOLF-WM-54W-50K	54W 6000LM 5000K Wall mount

Slipfitter




Product #	Solar Panel	Battery	Lumens	Color Temp	Dimensions
SOLF-17W-50K	17W	115WH	1600LM	5000K	20"(L) x 11-5/8" (W) x 3-1/4" (H)
SOLF-36W-50K	36W	245WH	4000LM	5000K	26-3/8"(L) x 16-3/4" (W) x 3-3/4"(H)
SOLF-54W-50K	54W	385WH	6000LM	5000K	36"(L) x 16-3/4" (W) x 3-1/4" (H)

Round Pole Mount



Product #	Solar Panel	Battery	Lumens	Color Temp	Dimensions
SOLF-PMR-17W-50K	17W	115WH	1600LM	5000K	20"(L) x 11-5/8" (W) x 3-1/4" (H)
SOLF-PMR-36W-50K	36W	245WH	4000LM	5000K	26-3/8"(L) x 16-3/4" (W) x 3-3/4"(H)
SOLF-PMR-54W-50K	54W	385WH	6000LM	5000K	36"(L) x 16-3/4" (W) x 3-1/4" (H)

Square Pole Mount



Product #	Solar Panel	Battery	Lumens	Color Temp	Dimensions
SOLF-PMS-17W-50K	17W	115WH	1600LM	5000K	20"(L) x 11-5/8" (W) x 3-1/4" (H)
SOLF-PMS-36W-50K	36W	245WH	4000LM	5000K	26-3/8"(L) x 16-3/4" (W) x 3-3/4"(H)
SOLF-PMS-54W-50K	54W	385WH	6000LM	5000K	36"(L) x 16-3/4" (W) x 3-1/4" (H)

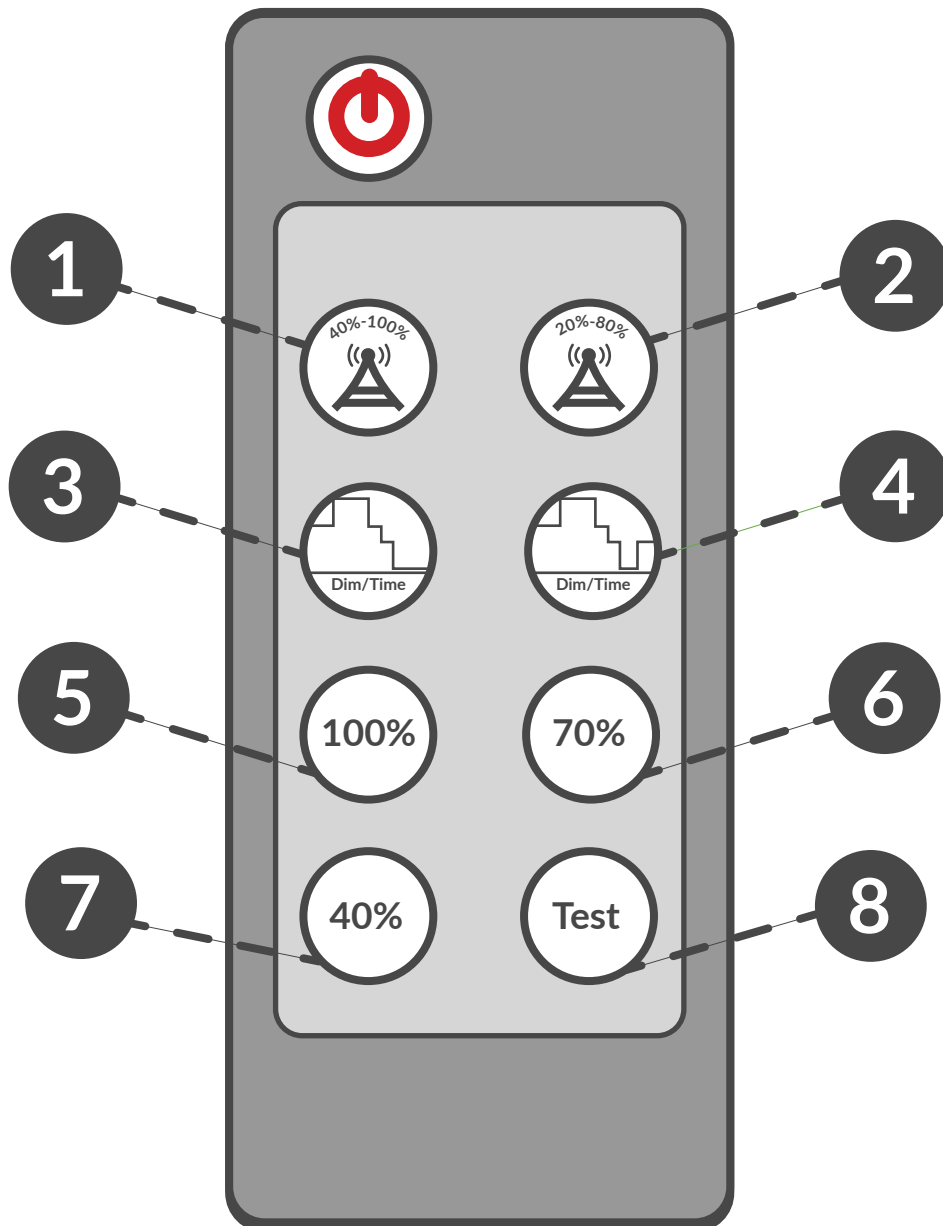
Wall Mount



Product #	Solar Panel	Battery	Lumens	Color Temp	Dimensions
SOLF-WM-17W-50K	17W	115WH	1600LM	5000K	20"(L) x 11-5/8" (W) x 3-1/4" (H)
SOLF-WM-36W-50K	36W	245WH	4000LM	5000K	26-3/8"(L) x 16-3/4" (W) x 3-3/4"(H)
SOLF-WM-54W-50K	54W	385WH	6000LM	5000K	36"(L) x 16-3/4" (W) x 3-1/4" (H)

Smart Controller Features

LED Solar includes a smart remote with multiple dimming and motion sensor settings. Once charged our LED Solar street light is completely plug & play with its easy to use remote.



Remote Button Presets

