

LED Multi-Power Non-Cutoff WallPacks With Photocell

Search Code: SC10332



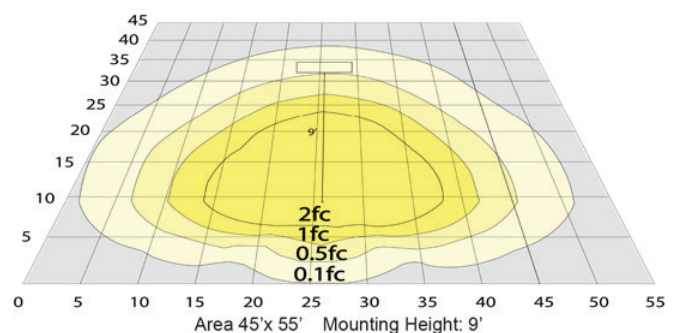
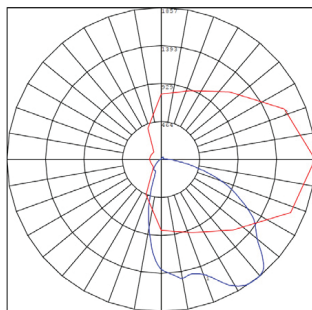
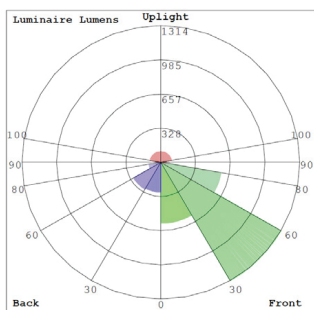
FEATURES

- **Durable Construction:** Aluminum LED board, High Conductive, Waterproof, Aging Resistance, Salt Mist Resistance.
- **Finish:** Available in Bronze, black, and white.
- **Threaded 1/2" Knockout Provided on Top Section of the Back.**
- **Lens:** High-Transmission polycarbonate lens and housing.
- **0-10V Dimming.**
- **Multi CCT:** 3000K, 4000K, 5000K(The switch is inside the fixture).
- **Multi Watt:** 13W/20W/26W(The switch is inside the fixture).
- **Versatile Applications:** Suitable for residential and commercial settings.
- **Wet Location Rated.**
- **Long Lifespan:** Rated for up to 50,000 operational hours.

ELECTRICAL

- **Input Voltage:** 120-277V AC 60Hz
- **Power Factor:** >0.90.
- **Efficacy:** 162 LPW
- **Includes Pre-wired Photo Electric Control (Dusk to Dawn Photocell), 120 Volt, Removable.**
- **Photocell Response Time:** Maximum 3 Seconds.
- **Non-Cutoff Optics Ideal for Maximum Light Distribution**
- **Operating Temperature:** 0°F -104°F.
- **LED Type/Brand:** 2835LUMILEDS.
- **Color Rendering Index:** CRI ≥ 70.
- **Beam Angle:** 90° x 110°.

PHOTOMETRICS



ORDERING INFORMATION

Product Code	Wattage	Finish	Lumens	Color Temperature
9510-26MW-MCT-BL-PC	13W/20W/26W	Black	4230 Max Lumens	Selectable 3000K/4000K/5000K
9510-26MW-MCT-WH-PC	13W/20W/26W	White	4230 Max Lumen	Selectable 3000K/4000K/5000K
9510-26MW-MCT-BZ-PC	13W/20W/26W	Bronze	4230 Max Lumen	Selectable 3000K/4000K/5000K



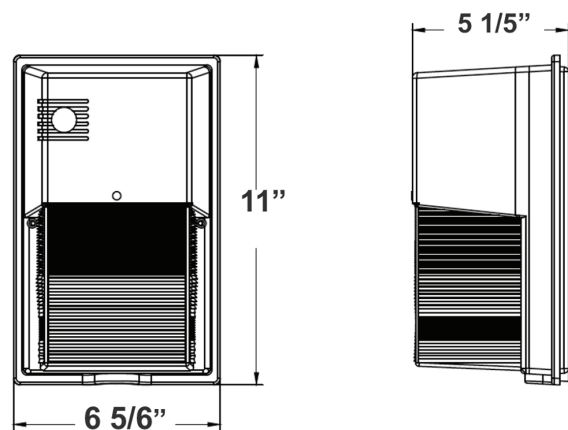
WARRANTY & LISTINGS

- **Warranty:** 5 years. 50,000 operational hours.
- **Certifications:** UL Listed, IP54 Wet Rated.

ACCESSORIES INCLUDED

- Photocell.

DIMENSIONS



11"(L) x 6 5/6"(W) x 5 1/5"(H)